

Hull High School

2017 AP Results
and SAT Scores

November, 2017

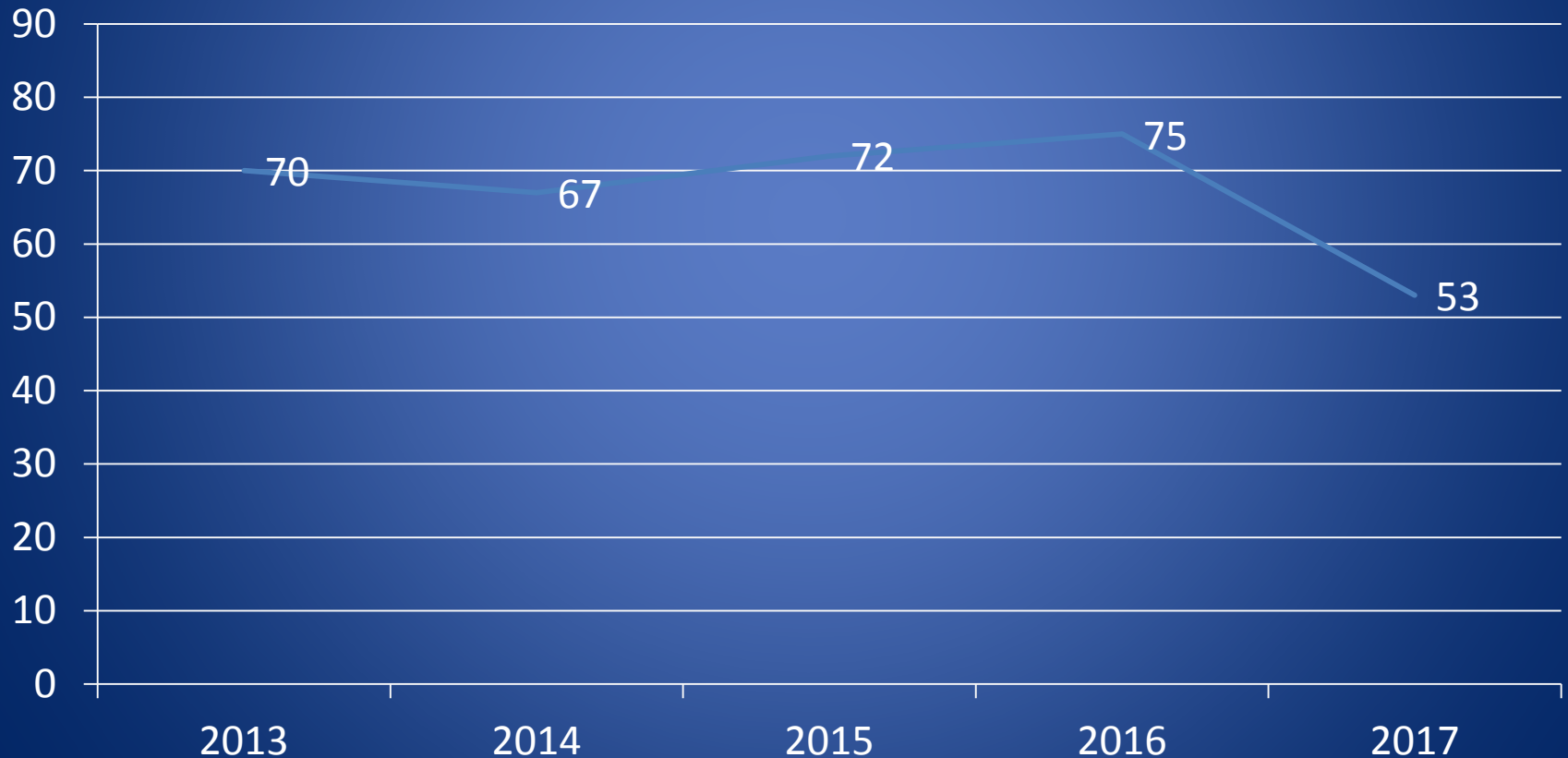
Advanced Placement (AP) Exams

Overview

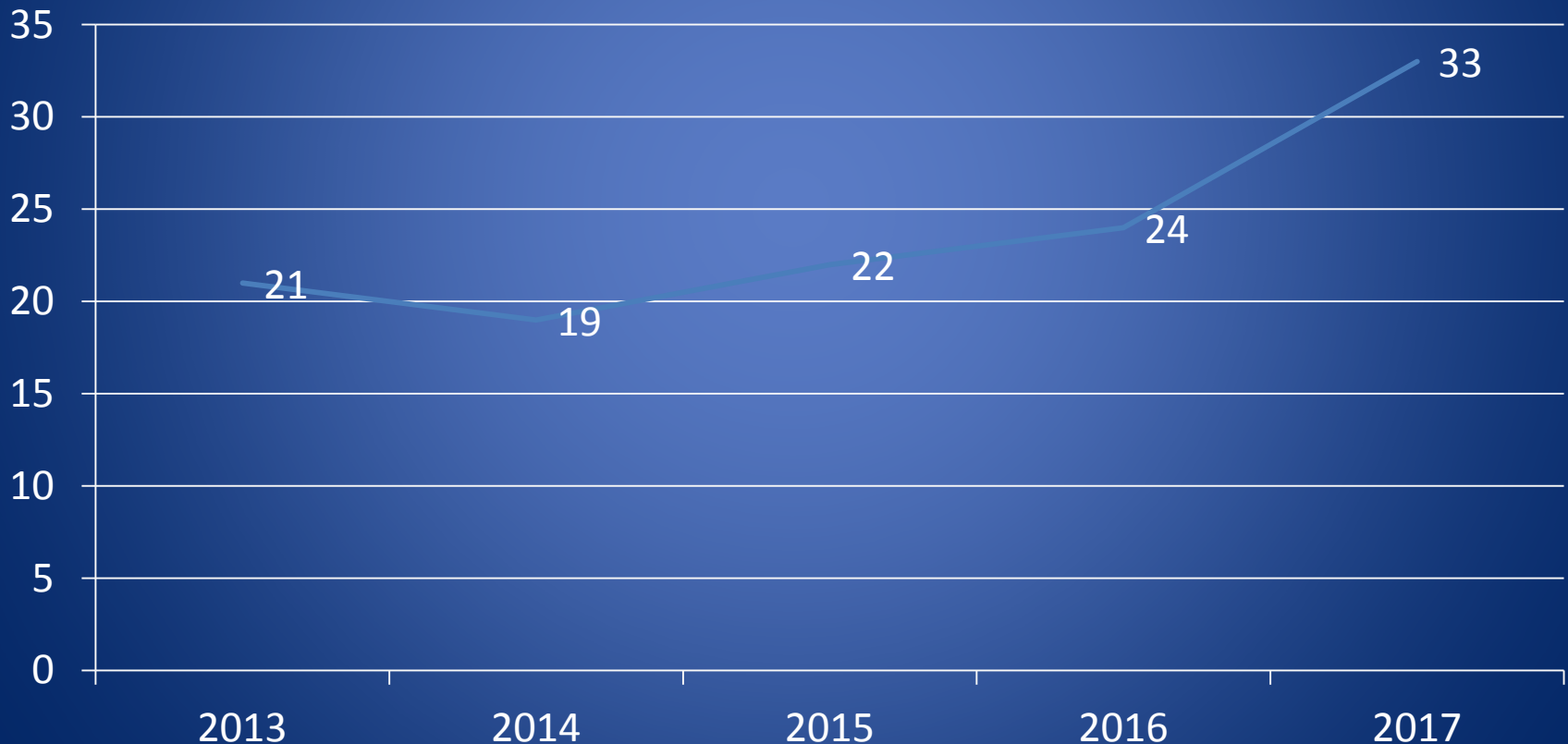
- AP Exam: Standards-based exams that are given throughout the world.
- In order to label a class “AP,” the syllabus must be submitted and approved by The College Board.
- Some colleges waive classes for students who earn a 3 or higher on an AP exam.
- These are college-level courses.
- The highest possible score is 5.

COURSE	ENROLLMENT	AVERAGE SCORE 2016	AVERAGE SCORE 2017	EARNING A 3 OR BETTER
English Language	18	3.6	2.7	10
English Literature	23	2.3	2.7	13
Spanish*	1	Not taken	5	1
US History	6	2.7	2.7	3
Calculus AB	8	4.1	4.4	8
Calculus BC*	3	Not taken	4.3	3
Biology	13	3.1	3.2	12
Chemistry*	1	Not taken	3	1
Physics C Mechanics*	3	Not taken	3.3	2
Physics E& M*	3		2	1
Environmental Science	22	3.9	3.2	16
European History*	3	2	1.7	1
US Gov and Politics	15	Not taken	2.8	8

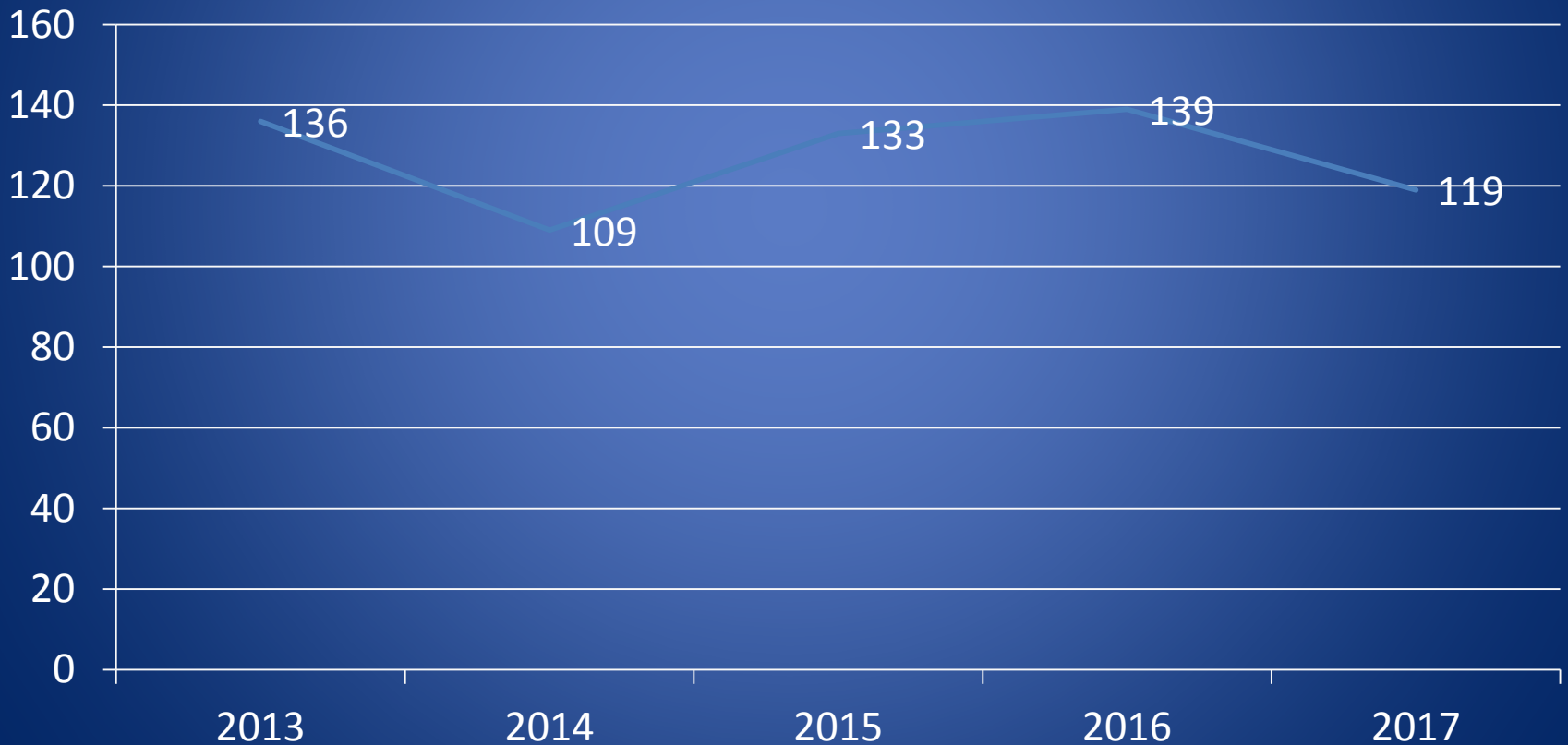
Number of Students Taking AP Exams (2013–2017)



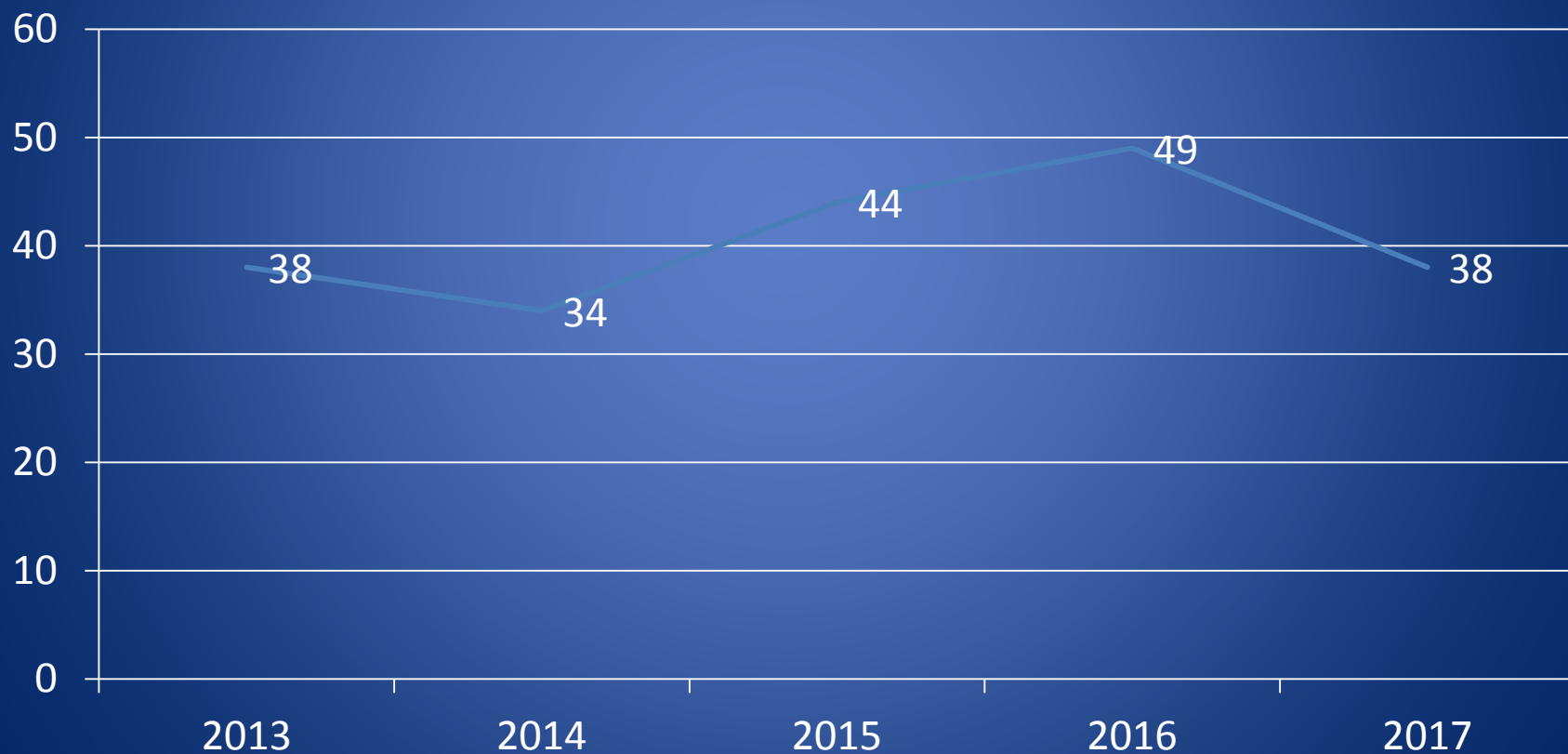
Percentage of Students Taking at least one AP Exam (2013 – 2017)



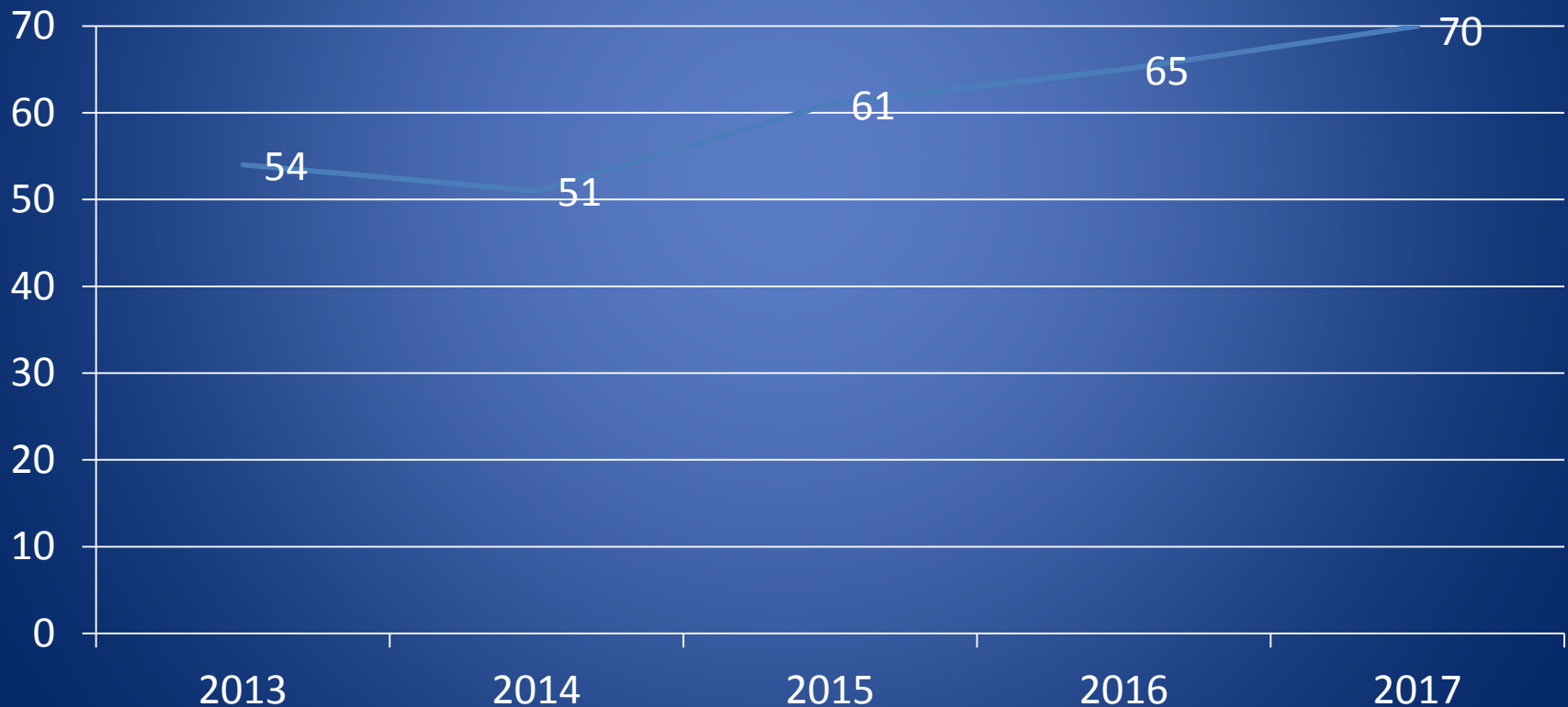
Number of AP Exams Taken (2013 – 2017)



Number of Students Earning a 3 or Better (2013 – 2017)



Percentage of Students Earning a 3 or Better (2013 – 2017)



AP Trends

- We continue to see improvement in AP scores.
- We see a rise in the percentage of students earning a 3 or better.
- The waiver system has increased opportunities for students to take AP courses and has not led to lower AP test scores.
- The number of different tests is increasing.

Scholastic Aptitude Test (SAT)

Overview

- Nationally normed and standardized test
- Tests student's basic knowledge and skills in the areas of reading, mathematics and writing
- Evaluates how a student thinks, reasons and communicates
- SAT scores still an essential part of the admissions process.

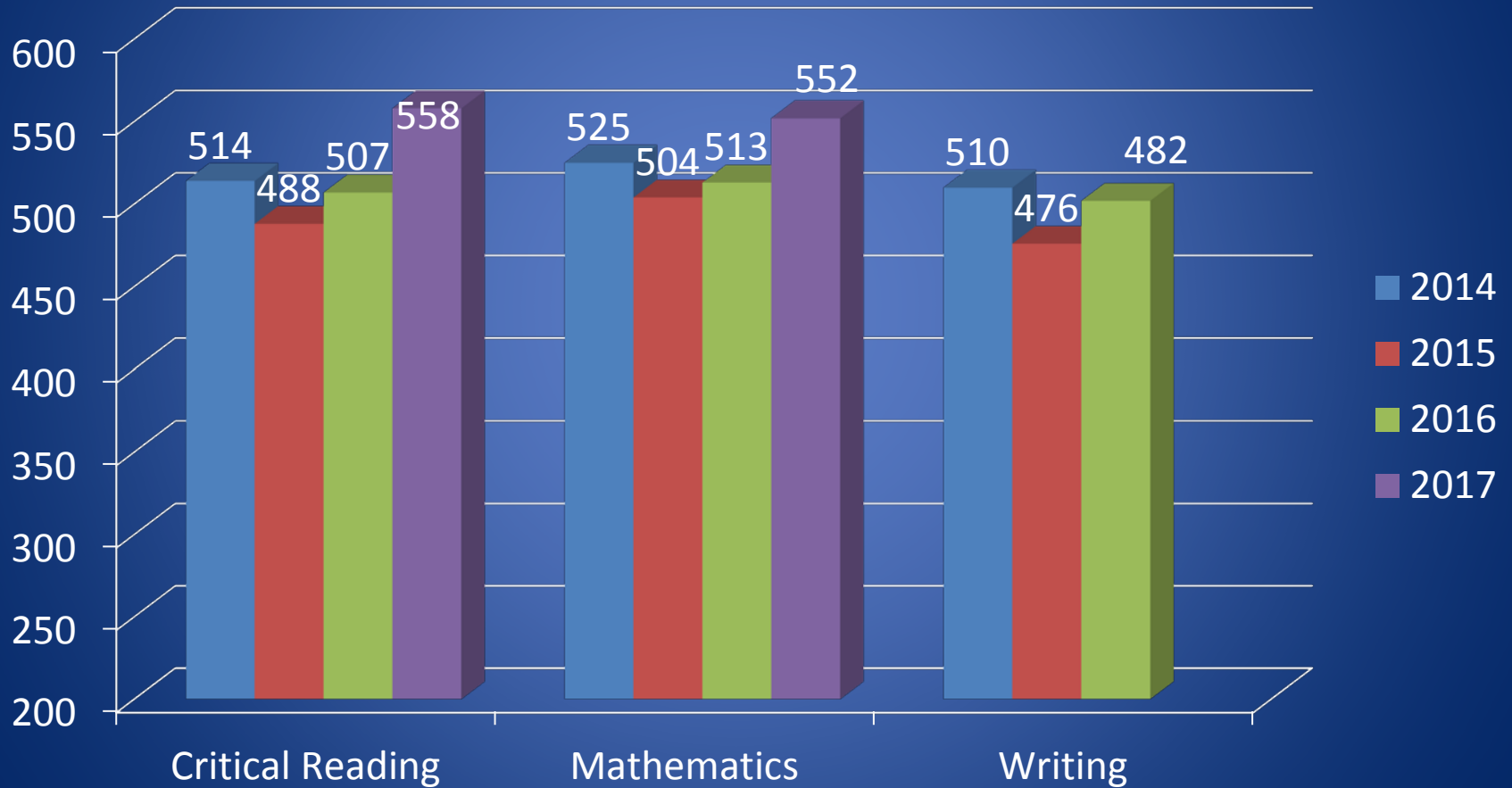
Scholastic Aptitude Test (SAT)

Overview

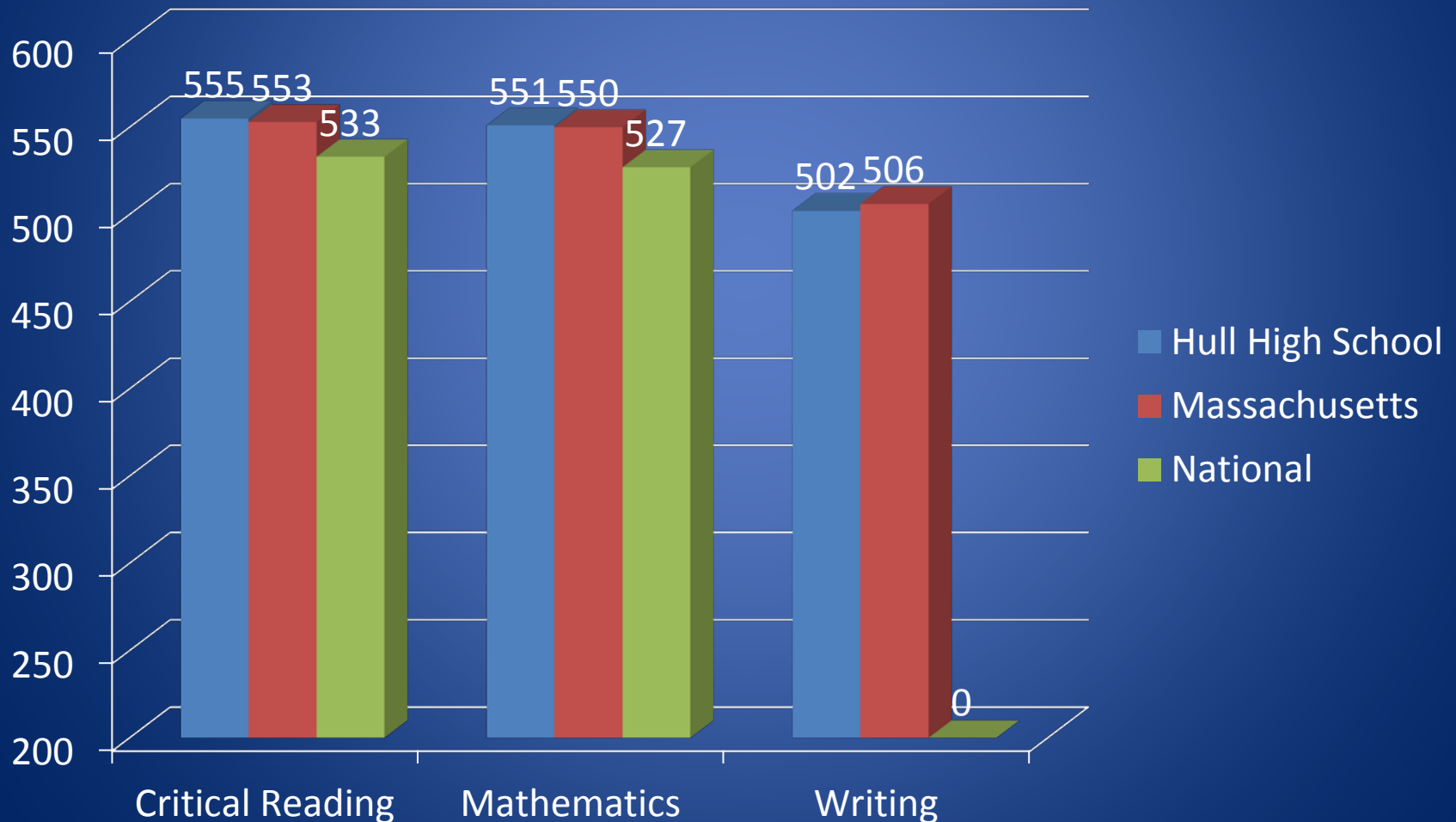
The new SAT was introduced March, 2016

- Two sections
 - Evidence-based reading and writing
 - Math
- No longer a separate writing section
- Optional essay (more selective schools may require it)
- More relevant vocabulary
- No more penalty for guessing
- Back to 1600 (800 each section)

Mean SAT Scores (2014 – 2017)



Mean SAT Scores Comparison (2017)



SAT Trends

- From 2016: “Our goal is to have HHS students score at or above the Massachusetts state average.”

They now are!

- We are above the national average in all areas.

FUTURE PLANS OF THE CLASS OF 2017

- 58% Four-year college
- 10% Two-year school
- 4% Military
- 2 % Gap year
- 26% Undecided or work force

Most Competitive Colleges

College	applied	accepted	attended
• Boston College	4	4	2
• MIT	1	1	1
• New York University	2	1	0
• Northeastern	6	1	1
• Villanova	1	1	0
• Univ of Virginia	1	1	0

Highly Competitive Colleges

College	applied	accepted	attended
• American University	1	1	0
• Babson	1	1	1
• Clark	1	1	1
• Drexel	2	2	0
• Emerson	1	1	1
• Fordham	1	1	0
• Providence College	1	1	0
• Worcester Poly	1	1	1

Very Competitive Colleges

College	applied	accepted	attended
• Assumption	1	1	1
• Fairfield	1	1	1
• Loyola (New Orleans)	1	1	1
• Stonehill	6	2	0
• UMASS Amherst	26	13	4
• UNH	5	3	0
• UVM	2	1	1

Competitive Colleges

College	applied	accepted	attended	
• Bridgewater		10	7	2
• Curry College		7	6	2
• UMASS Dartmouth		13	10	0
• UMASS Lowell		17	10	2